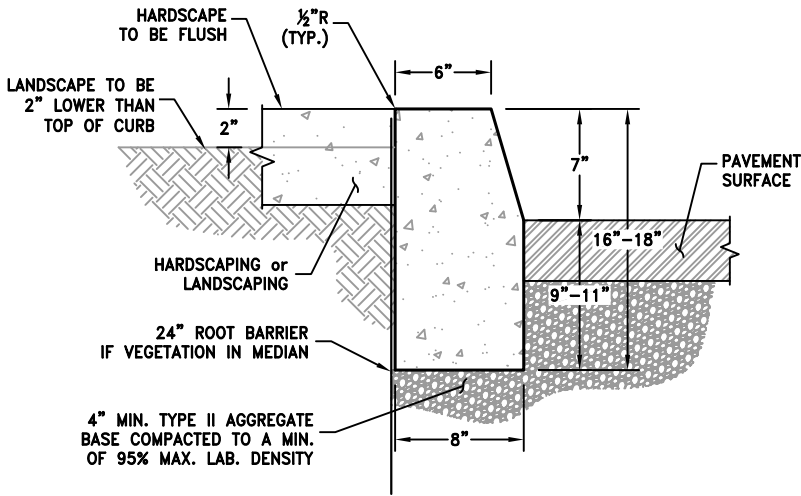


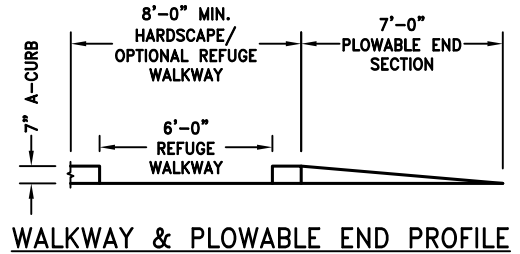
**MEDIAN LAYOUT**

N.T.S.



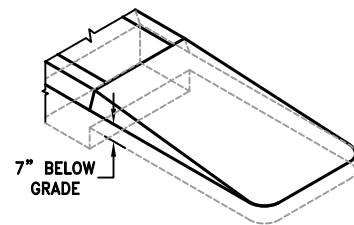
**A-CURB DETAIL**

N.T.S.



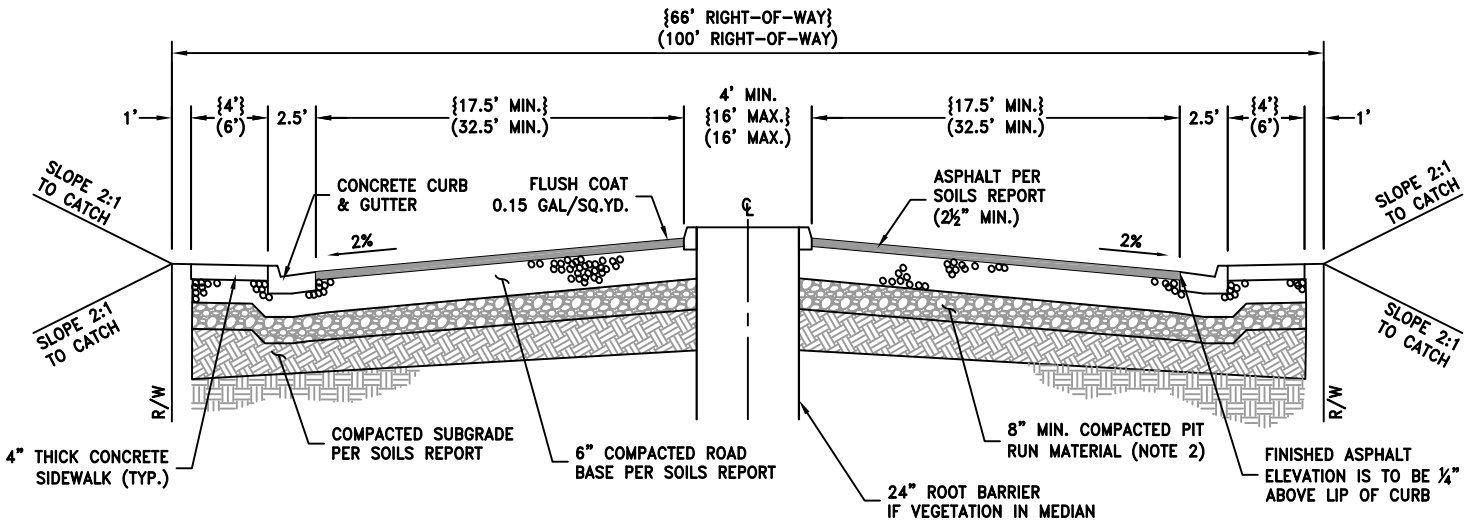
**WALKWAY & PLOWABLE END PROFILE**

N.T.S.



**PLOWABLE END DETAIL**

N.T.S.



**TYPICAL MEDIAN ROAD SECTION**

{66' RIGHT-OF-WAY}  
(100' RIGHT-OF-WAY)

**NOTES:**

1. BACK OF SIDEWALK TO BE BACKFILLED TO TOP OF CONCRETE.
2. PIT RUN MATERIAL CAN BE ELIMINATED IF NATIVE MATERIAL MEETS OR EXCEEDS PIT RUN MATERIAL STANDARD GRADATION.
3. MEDIAN VEGETATION PER ISLAND OWNER.
4. VEGETATION FOR MEDIAN LANDSCAPING TO FOLLOW APPROVED ENOCH CITY VEGETATION ORDINANCE.



ENOCH CITY  
900 E MIDVALLEY RD  
Enoch, UT 84721  
Tel. (435) 586-1119

**CENTER LANDSCAPED  
MEDIAN DETAIL**

SCALE:  
N.T.S.  
DATE:  
APR. 2024

DETAIL No.:

R16.0

SHEET:  
1 of 1